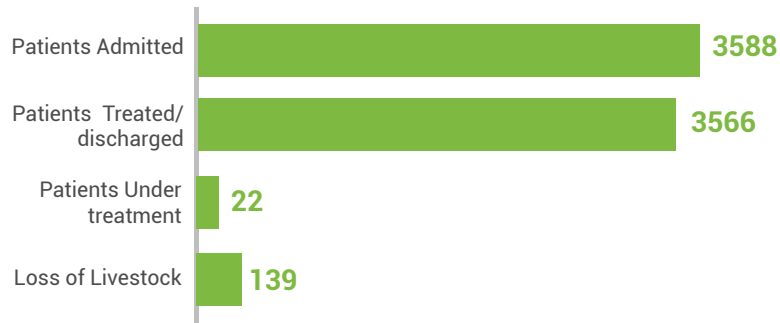


Progress on Heatwave Response

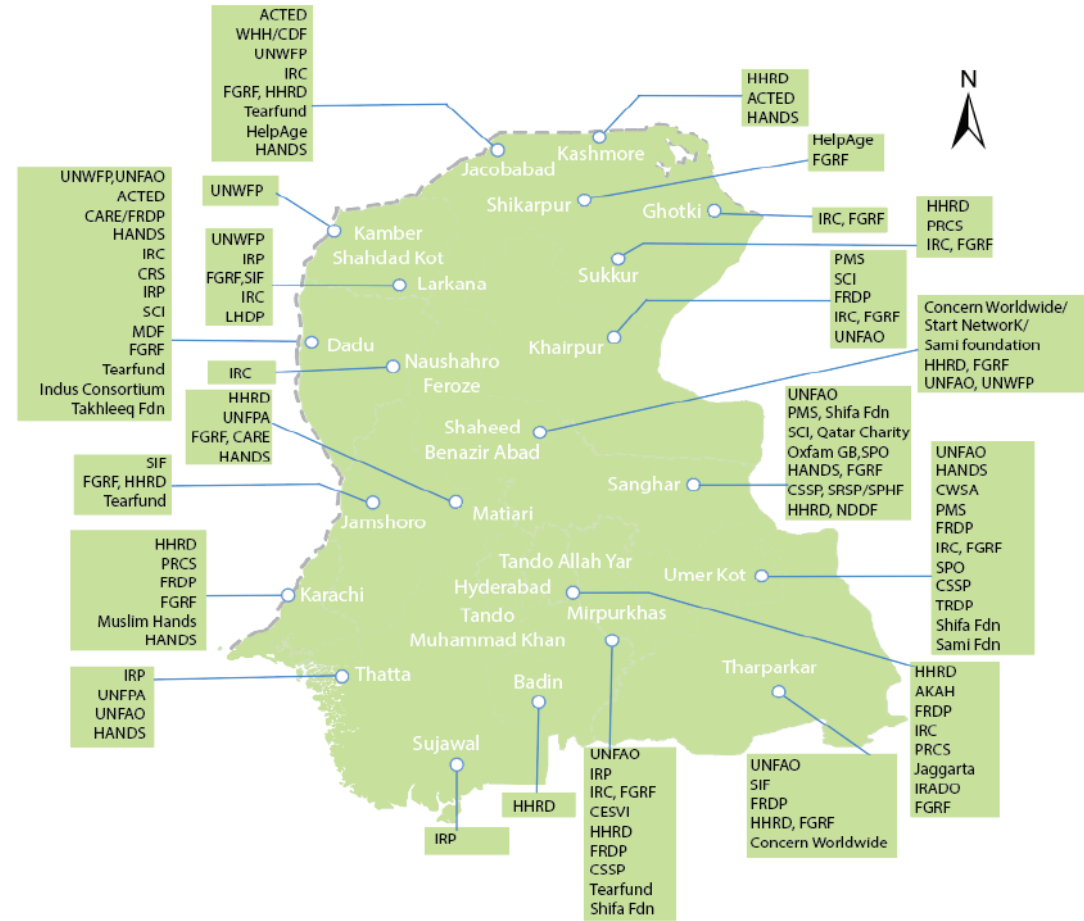
(Period Covered 1500 hrs 21-05-2024 - 1500 hrs 01-06-2024)

- Pakistan Meteorological Department has informed that the persisting severe heat-wave condition is likely to ease out from today to 4th June with daytime maximum temperature ranges 46-48oC in Dadu, Kambar Shahdadt, Larkano, Jacobabad, Shikarpur, Kashmore, Ghotki, Sukkur, Khairpur, Naushahro Feroze, Shaheed Benazir-abad districts, 42-44oC in Sanghar, Hyderabad, Matiari, Tando Allahyar, Tando Muhammad Khan, Mirpurkhas, Umerkot, districts and 38-40oC in Thatta, Badin, Sujawal and Tharparkar districts
- PDMA and DDMA are closely monitoring the situation/ Heatwave Response Plan.
- Provincial Emergency Operation Centre PDMA Sindh is closely coordinating with all DDMA/District EOCs and all Humanitarian Partners.
- Establishment of additional heat stabilization camps is ongoing in various districts.
- 40 Humanitarian Partners continued their support in Heatwave Response Plan by establishing 294 heat stabilization camps in various districts.
- 40 Humanitarian Partners conducted awareness sessions on heatwave impacts, distributed Information, Education & Communication (IECC) material, displayed Banners and awareness raising through print, electronic, social and local media-content approved by PDMA.
- Deputy Commissioners / Chairmen DDMA with dedicated team are regularly visiting heat stabilization camps in their respective districts.
- 40 Humanitarian Partners providing support in safe transportation/ shifting of referred patients from Camps to Heat Stroke Centers / hospitals.

Patients Admitted	Patients Treated/discharged	Patients Under treatment	Loss of Livestock
3588	3566	22	139

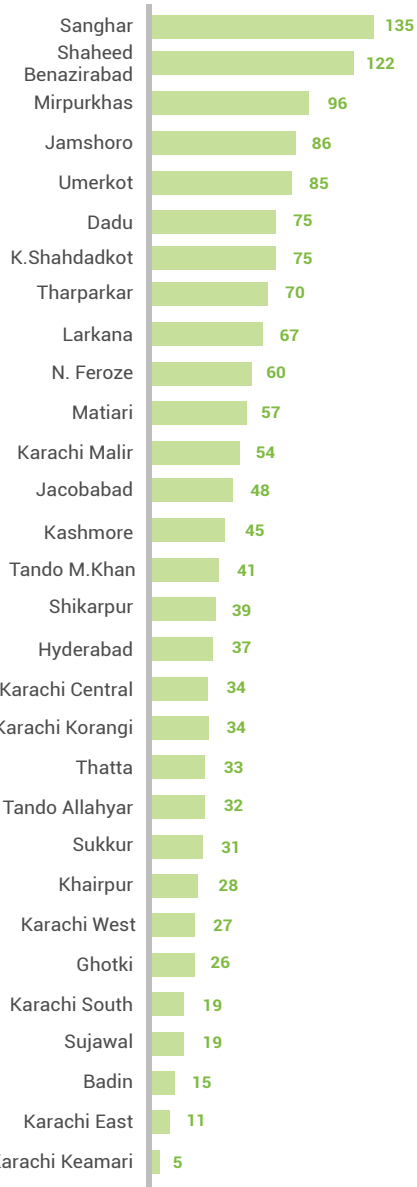


Heat Stabilization Camps established by the Government of Sindh and Humanitarian Partners (Presence of Humanitarian Partners in districts with active engagement in Heatwave Response Plan 2024)

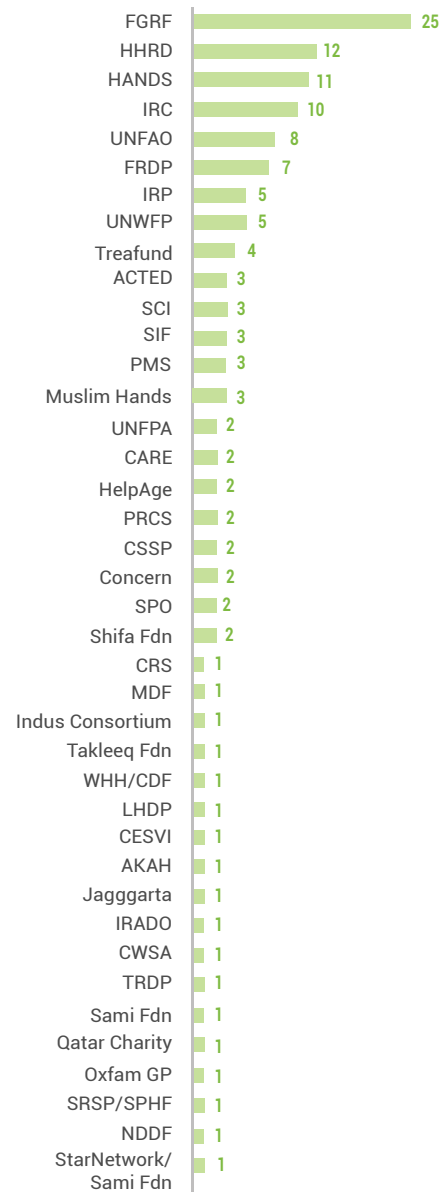


DIVISION	KARACHI	HYDERABAD	SUKKUR	SHAHEED BENAZIR ABAD	LARKANA	MIRPUR KHAS	TOTAL
Camps by Govt.	184	395	85	317	274	251	1,506
Camps by Humanitarian Partners	147	60	39	17	10	21	294
Total	331	455	124	334	284	272	1,800

District wise Camps established By Government of Sindh



Humanitarian Partners Presence by District



Heat Stroke Report (Period Covered 1500 hrs 21-05-2024 - 1500 hrs 01-06-2024)

3588 Number of Patients Admitted **3566** Number of Patients Treated/discharged **22** Number of Patients Under treatment **0** Casualty **139** Loss of Livestock

Sr #	Division	District	Number of Patients Admitted				Number of Patients Treated/discharged				Number of Patients Under treatment				Casualty (if any)				Loss of Livestock				
			Male	Female	Children	Total	Male	Female	Children	Total	Male	Female	Children	Total	Male	Female	Children	Total	Goat/ Sheep	Buffalo/ Cow	Camel	Other Animals	
1	Karachi	Korangi	0	1	0	1	0	1	0	1	0	0	0	0	0	0	0	0	0	0	0	0	0
2		Malir	23	41	11	75	23	41	11	75	0	0	0	0	0	0	0	0	0	0	0	0	0
3		South	62	13	0	75	62	13	0	75	0	0	0	0	0	0	0	0	0	0	0	0	0
4		West	17	0	1	18	17	0	1	18	0	0	0	0	0	0	0	0	0	0	0	0	0
5	Hyderabad	Badin	18	14	13	45	14	11	11	36	4	3	2	9	0	0	0	0	0	0	0	0	
6		Hyderabad	35	12	0	47	35	12	0	47	0	0	0	0	0	0	0	0	8	3	0	0	
7		Jamshoro	115	71	10	196	105	69	9	183	10	2	1	13	0	0	0	0	1	4	0	0	
8		Matiari	3	0	0	3	3	0	0	3	0	0	0	0	0	0	0	0	0	0	0	0	
9		Sujawal	76	39	11	126	76	39	11	126	0	0	0	0	0	0	0	0	0	0	0	0	
10		Tando Allahyar	24	7	4	35	24	7	4	35	0	0	0	0	0	0	0	0	0	0	0	0	
11	Sukkur	Ghotki	3	0	0	3	3	0	0	3	0	0	0	0	0	0	0	0	0	0	0	0	
12		Khairpur	216	135	47	398	216	135	47	398	0	0	0	0	0	0	0	0	0	0	0	0	
13	Sukkur	0	0	0	0	0	0	0	0	0	0	0	0	0	0	0	0	0	1	2	0	0	
14	Shaheed Benazirabad	Sanghar	16	3	10	29	16	3	10	29	0	0	0	0	0	0	0	0	1	2	0	0	
15		Shaheed Benazirabad	379	189	45	613	379	189	45	613	0	0	0	0	0	0	0	0	0	0	0	0	
16		Nau Shahero Feroze	32	14	0	46	32	14	0	46	0	0	0	0	0	0	0	0	0	0	0	0	
17	Larkana	Jacobabad	127	101	65	293	127	101	65	293	0	0	0	0	0	0	0	0	0	0	0	0	
18		Kambar Shahdadkot	151	169	27	347	151	169	27	347	0	0	0	0	0	0	0	0	0	23	10	24	
19		Kashmore	43	44	28	115	43	44	28	115	0	0	0	0	0	0	0	0	0	26	0	18	
20		Larkana	91	89	34	214	91	89	34	214	0	0	0	0	0	0	0	0	0	0	0	0	
21	Shikarpur	79	77	23	179	79	77	23	179	0	0	0	0	0	0	0	0	0	0	0	0	0	
22	Mirpurkhas	Tharparkar	64	50	8	122	64	50	8	122	0	0	0	0	0	0	0	0	12	3	0	1	
23		Umerkot	462	100	46	608	462	100	46	608	0	0	0	0	0	0	0	0	0	0	0	0	
		Total	2036	1169	383	3588	2022	1164	380	3566	14	5	3	22	0	0	0	0	23	63	10	43	